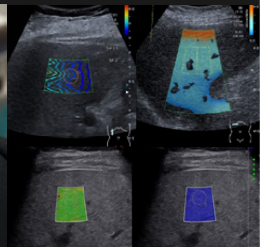
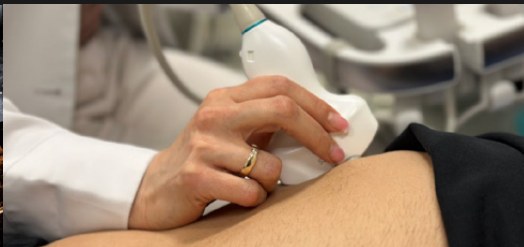
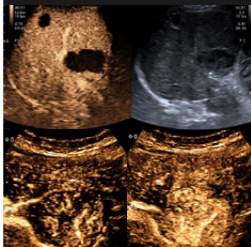




# ADVANCED ABDOMINAL ULTRASOUND

May 14 – 15, 2026, Riga, Latvia



**ESGAR**  
Advanced  
Ultrasound  
Workshop

[www.esgar.org](http://www.esgar.org)

## **DESCRIPTION**

The Advanced Ultrasound Workshop is an educational initiative by ESGAR, endorsed by EFSUMB to cover the need for training in the area of contrast-enhanced ultrasound, elastography, and steatosis quantification of liver, intestinal and bowel ultrasound which are expanding applications in abdominal imaging.

Participants will explore basic and advanced interventional procedure skills (US guided biopsies, drainages and fusion techniques). Throughout the workshop, the keynote lectures and case discussions will cover everything from basic technical aspects of ultrasound to guidelines of application and innovations in Abdominal Ultrasound technologies. Moreover, live demonstrations and daily hands-on sessions will help the participants to actively learn how to apply those techniques and be guided by experts in the field.

Diffuse liver disease, biliary tree pathologies, cirrhosis, HCC and inflammatory bowel disease will have a special focus with an emphasis on quantification performance and treatment guidance.

## **TARGET GROUP**

Radiologists, radiology residents, ultrasound specialists

## **WORKSHOP DATE**

May 14 – 15, 2026

## **WORKSHOP VENUE**

Radisson Blu Latvija Conference & Spa Hotel  
Elizabetes iela 55, Centra rajons  
LV-1010 Riga, Latvia

## **WORKSHOP LANGUAGE**

The workshop will be held in English.

## **LOCAL ORGANISER AND SCIENTIFIC COORDINATOR**

Prof. Maija Radzina  
Paula Stradina Clinical University  
Hospital  
Riga, Latvia

## WORKSHOP FACULTY

I. Apine, Riga/LV

C. Aube, Angers/FR

T.V. Bartolotta, Palermo/IT

E. Birkenfelds, Riga/LV

V. Cantisani, Rome/IT

D.A. Clevert, Munich/DE

A. Drelich-Zbroja, Lublin/PL

D. Jocius, Vilnius/LT

V.R. Kalejs, Riga/LV

A. Lim, London/UK

R. Luksaite, Vilnius/LT

F. Meloni, Milan/IT

H. Pintong, Hangzhou/CN

P. Prieditis, Riga/LV

M. Radzina, Riga/LV

A. Samuilis, Vilnius/LT

S. Sehlstedt, Frösön/SE

## REGISTRATION

Fees	Radiologists, Physicians	Radiologists in Training (Residents)
ESGAR Member	€ 690.00	€ 390.00
Non Member	€ 890.00	€ 490.00

A 50 % discount on registration fees will be applied in the registration process for radiologists and radiologists in training from Estonia, Latvia and Lithuania. (limited number of reduced fees available)

### Registration fee includes

- › Access to Lectures and Interactive Case Discussions
- › Final Programme
- › Electronic Syllabus
- › Coffee Breaks
- › Lunch or Lunchbox
- › Certificate of Attendance

**SECURE YOUR SPOT!**

Elevate your advanced abdominal  
ultrasound practice, expand your  
professional network.  
Join us in Riga this May!



# Thursday, May 14, 2026

## 09:00 **S1: US Quantification of diffuse liver disease**

Moderator: A. Lim, London/UK

### 09:00 **Introduction**

09:15 Assessment and quantification of liver steatosis

09:45 Liver US elastography – fibrosis

10:15 Portal hypertension assessment and spleen elastography

M. Radzina, Riga/LV

V. Cantisani, Rome/IT

M. Radzina, Riga/LV

C. Aube, Angers/FR

---

### 10:50 **Break**

---

## 11:05 **S2: Hands-On Session**

Moderator: M. Radzina, Riga/LV

11:05 Live Demo, Q&A

11:25 Cases from my department – interactive session

11:55 Hands-on Session US

V. Cantisani, Rome/IT

C. Aube, Angers/FR

all faculty

---

### 12:55 **Lunch**

### 13:40 **Industry Lunch Symposium**

---

## 14:10 **S3: Basics of CEUS and pediatric US**

Moderator: P. Prieditis, Riga/LV

14:10 How to Perform CEUS?

14:25 Safety of CEUS

14:45 The acute abdomen in children: ultrasound first!

15:05 CEUS in Pregnancy/online lecture

A. Samuilis, Vilnius/LT

A. Lim, London/UK

I. Apine, Riga/LV

D. Clevert, Munich/DE

---

### 15:25 **Industry session**

---

### 15:45 **Break**

---

## 16:00 **S4: Intestinal US and CEUS applications**

Moderator: I. Apine, Riga/LV

16:00 How to perform Intestinal US and role of CEUS in IBD

16:30 Cases from my department -  
interactive session

17:00 Hands-on Session US

A. Drelich-Zbroja, Lublin/PL

A. Drelich-Zbroja, Lublin/PL

all faculty

# Friday, May 15, 2026

## 08:30 **S5: CEUS applications in liver and biliary tree**

Moderator: R. Luksaite, Vilnius/LT

- |       |                                                                   |                                      |
|-------|-------------------------------------------------------------------|--------------------------------------|
| 08:30 | CEUS in benign focal liver lesions                                | T. Bartolotta, Palermo/IT            |
| 09:00 | CEUS in malignant liver lesions in non-cirrhotic liver            | F. Meloni, Milan/IT                  |
| 09:30 | Non-liver abdominal CEUS applications, bile ducts and gallbladder | A. Lim, London/UK                    |
| 09:50 | Cases from my department - interactive session                    | A. Samuilis; R. Luksaite, Vilnius/LT |
- 

## 10:10 **Break**

---

## 10:40 **S6: Cirrhosis/HCC US diagnosis, surveillance and management**

Moderator: D. Jocius, Vilnius/LT

- |       |                                                                          |                           |
|-------|--------------------------------------------------------------------------|---------------------------|
| 10:40 | Ultrasonography of hepatocellular carcinoma: from diagnosis to prognosis | H. Pintong, Hangzhou/CN   |
| 11:00 | CEUS LIRADS                                                              | T. Bartolotta, Palermo/IT |
| 11:20 | Biopsy and fusion assisted interventions of the abdomen: tips and tricks | S. Sehlstedt, Frösön/SE   |
| 11:40 | Live Demo Liver fusions, Q&A                                             | S. Sehlstedt, Frösön/SE   |
| 12:00 | Hands-On Session US Interventional/Fusion                                | all faculty               |
- 

## 13:00 **Lunch**

---

## 14:00 **S7: Liver live cases and non-liver CEUS applications**

Moderator: A. Samuilis, Vilnius/LT

- |       |                             |                                     |
|-------|-----------------------------|-------------------------------------|
| 14:00 | CEUS in Spleen              | R.V. Kalejs, Riga/LV                |
| 14:15 | CEUS in Pancreas            | H. Pintong, Hangzhou/CN             |
| 14:30 | Live CEUS cases (Live Demo) | M. Radzina; E. Birkenfelds, Riga/LV |

## 15:40 **Industry session**

---

## 15:55 **Break**

---

## 16:15 **S8: Advanced Interventional US**

Moderator: S. Sehlstedt, Frösön/SE

- |       |                                                          |                       |
|-------|----------------------------------------------------------|-----------------------|
| 16:15 | CEUS guidance and post-treatment evaluation of the liver | F. Meloni, Milan/IT   |
| 16:40 | Cases from my department - interactive session           | D. Jocius, Vilnius/LT |
| 17:05 | Hands-On Session US Interventional/Fusion                | all faculty           |



kindly supported by



Hands on Ultrasound sessions kindly supported by



**Organising Secretariat**  
ESGAR

Kramergasse 9/13, 1010 Vienna, Austria  
Email: [office@esgar.org](mailto:office@esgar.org)